

Name: _____



First Grade Homework Room 6 & 18

Week of: March 3, 2014

Return on: March 7, 2014

*** The spelling test is on Friday, Mar. 7**

Instructions:

1. Read daily for at least 15 minutes and complete the attached reading log. Work on the other attached worksheets. Complete at least one math, one Language Arts, and one Chinese page each day.
2. Please have an adult check your work, and have them help you correct any errors.
3. Turn in completed packet on **Friday**.

My child has completed all of the assigned homework and we have reviewed it together.

Parent Signature: _____

***Room 6 :**

English spelling test: Every Friday or the last day of the week

Chinese word test: Every Monday or the first day of the week


First Grade Spelling Words
Theme 5 Week 1



1. her
2. bird
3. fur
4. fern
5. dirt
6. burn
7. funny
8. penny
9. full
10. through


Challenge words:


third germ



Please read with your child for 15 minutes each day

Reading Log



Sample	Monday	Tuesday	Wednesday	Thursday
 My Friend Rabbit				
Book Title	Book Title	Book Title	Book Title	Book Title
Minutes	Minutes	Minutes	Minutes	Minutes
Adult Signature	Adult Signature	Adult Signature	Adult Signature	Adult Signature



Spelling Homework

Write your spelling words three times each.

1. _____

2. _____

3. _____

4. _____

5. _____

6. _____

7. _____

8. _____

9. _____

10. _____

Write your spelling words in ABC order:

_____, _____, _____,

_____, _____, _____,

_____, _____, _____,

Name _____

Fluency:
Echo Read: Intonation**As I read, I will pay attention to the intonation.**

07 "Look at all the butterflies!" said Grace.
13 "Why are they on the grass?"
22 "Butterflies need to warm up before they can fly,"
28 said Ben. "That's why they are
35 sitting on the lawn in the sunshine."
43 "You are so smart!" said Grace. "What else
48 do you know about butterflies?"
62 "They have six legs. Each leg has a claw at the end of it."
70 "What do they need claws for?" asked Grace.
78 "They use them to grip things," said Ben.
86 "Butterflies also have hair on their feet. They
90 taste with this hair."
98 "Wow!" said Grace. "I had thought it would
106 be fun to be a butterfly, but now
116 I don't. I don't want to taste food with my
118 hairy feet!" 118

Please practice reading this fluency passage daily. The goal is to be able to read it smoothly without errors. If it is difficult, master a sentence a day. If it has become easy, just read it once through and then read a book of your choice. This can help count toward the 15 minutes of reading each day.


My child has read this passage each day.

Parent signature _____



Name _____

Draw a picture of a setting. Write a sentence to describe it.



Write a sentence telling about two characters that could be found in this setting.

Write a sentence telling what the characters might do in the setting.

Name _____

Grammar:
Has and Have

The verbs **has** and **have** tell about the present.

Has tells about one person, place, or thing.

Have tells about more than one person, place, or thing.

Examples: Lulu **has** an old glass.

Pru and Zack **have** some cans.

Underline the verb if it tells about one.

Circle the verb if it tells about more than one.

1. The kids have work to do.
2. Pru has a black bag for the cans.
3. Zack has lots of cans.
4. Lulu and Dad have glass things.
5. Mom has a box for glass.
6. The two girls have big piles of stuff.



To the Teacher: Have children complete the page independently. Then have children generate sentences with the target skill.

Name _____

Context clues are words in a sentence that help you figure out the meaning of a new word.

Use context clues to figure out the meaning of the underlined words. Write the letter of the meaning on the line.

Word Meanings:

- A. a person who plays a musical instrument
- B. to move very fast
- C. the land along the edge of an ocean, a lake, or a river
- D. most of the time

1. He had to hurry because he did not want to be late. _____

2. We walked along the shore digging our toes in the sand

and picking up seashells. _____

3. She usually takes the bus to school each morning. _____

4. The musician played both the flute and the drums. _____

Name _____

Grammar:
Was and WereUse **was** to tell about one.Use **were** to tell about more than one.

Capitalize proper nouns.

Find four mistakes in the story. Circle the mistakes.
Write the sentences correctly on the lines.

Hal lives on plum lane. Jon came to play. The two boys
was out back. They saw a robin in a nest. Lots of bugs
were in the grass. One bug were not nice. It wanted to
bite hal on the nose.

1. _____
_____2. _____
_____3. _____
_____4. _____

Practice

Name _____

Grammar:
Contractions with *not*

A **contraction** is a short form of two words. Use an **apostrophe** (') to take the place of the **o** in contractions formed with **not**.

Make a check mark [✓] next to the sentence with the correct contraction. Circle the contraction.

1. The fox couldn't get the grapes.

The fox couldnt get the grapes.

2. The boy wasn't telling a lie.

The boy wasnt' telling a lie.

3. The rabbit didn't win the race.


The rabbit didn't win the race

4. The man doe'snt keep the talking fish.

The man doesn't keep the talking fish.

5. The cat and mice aren't friends.

The cat and mice arent friends.



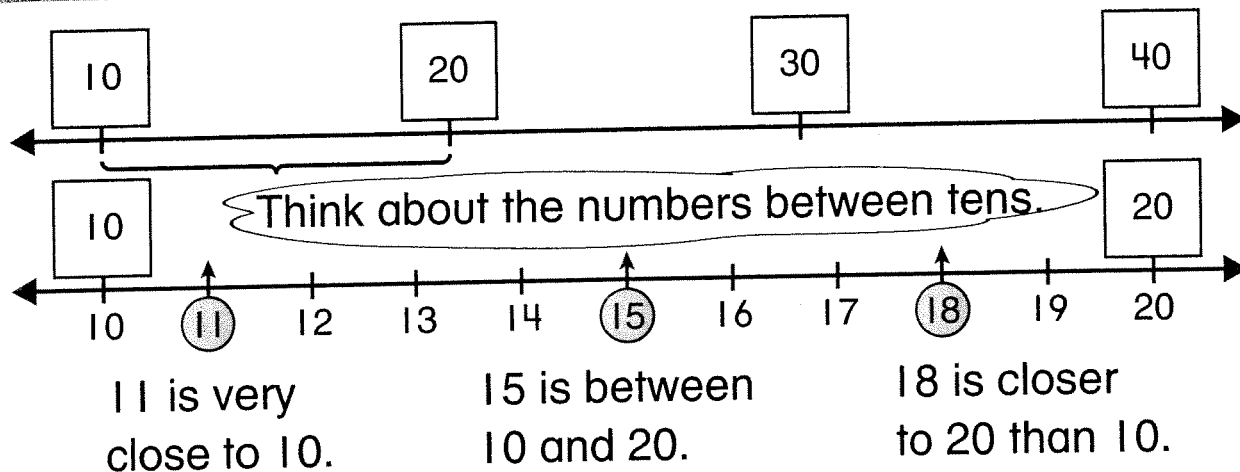
© Macmillan/McGraw-Hill

Name _____

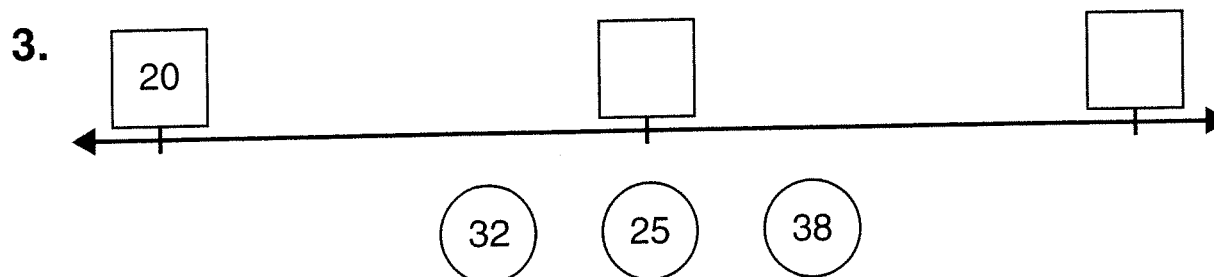
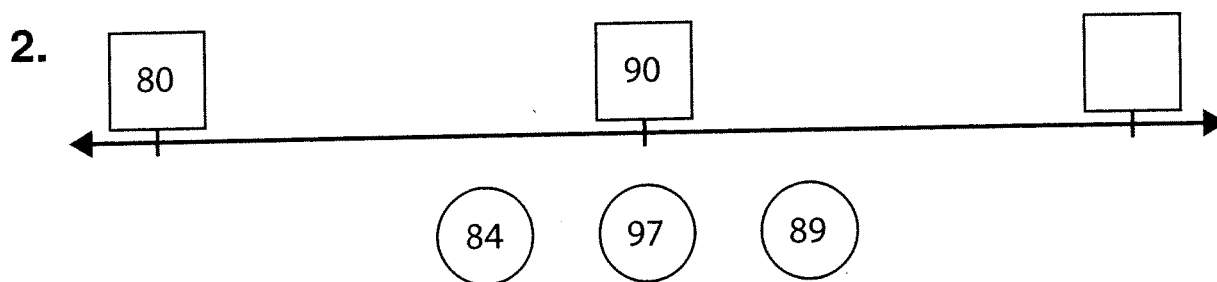
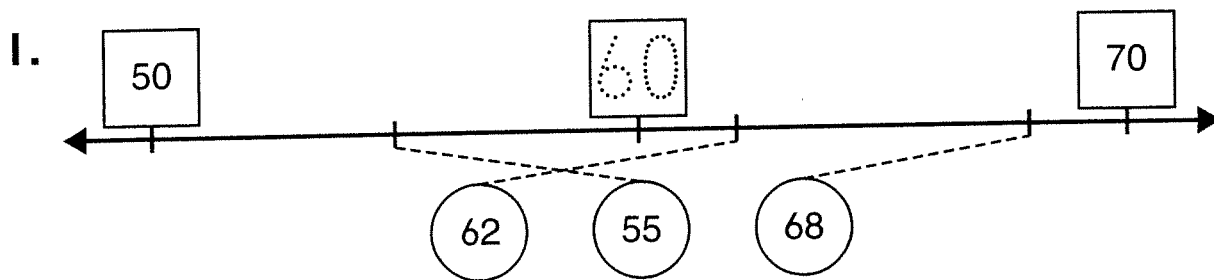
Reteaching

13-4

Number Line Estimation



Count by 10s to complete the number line.
Then draw lines to show where the numbers go.



Name _____

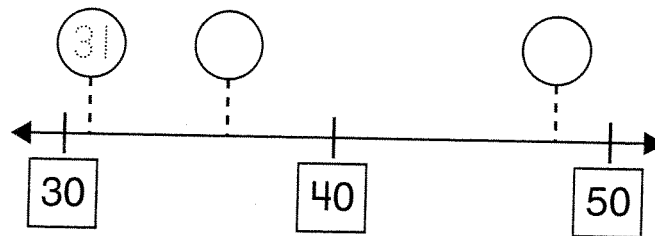
Practice

13-4

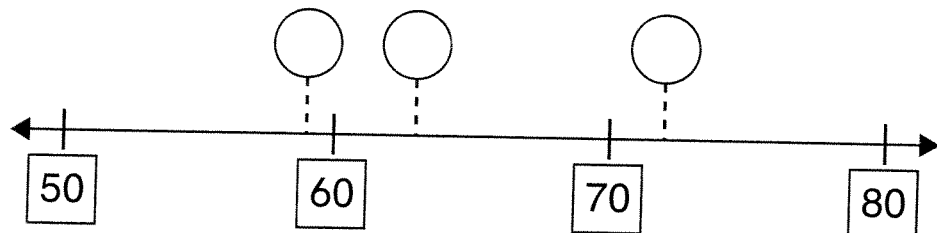
Number Line Estimation

Write the numbers on the number line.

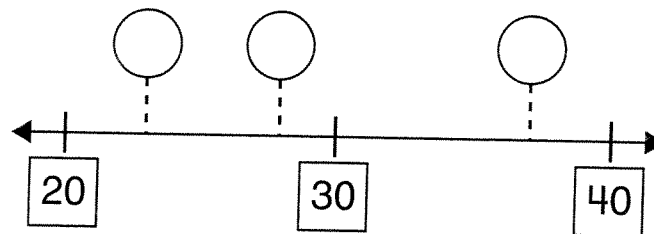
1. 31, 48, 36



2. 72, 63, 59



3. 28, 23, 37



Reasonableness

4. Use the number line below.
Which letter goes with the
number 68?

☐ A

☐ C

☐ B

☐ D

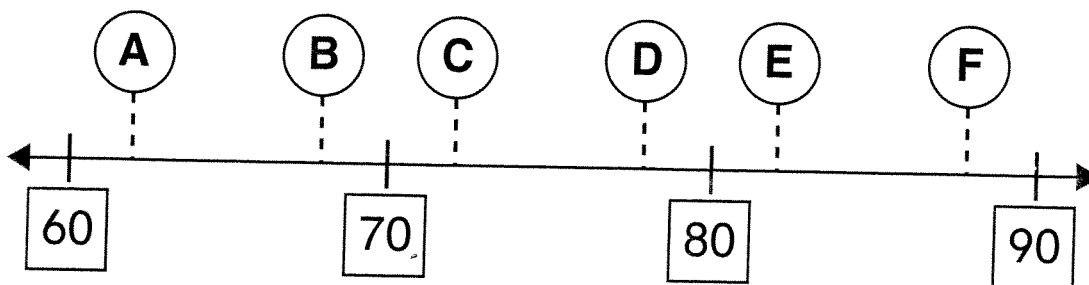
5. Use the number line below.
Which number goes with
the letter E?

☐ 95

☐ 82

☐ 85

☐ 75



Name _____

Reteaching

13-5

Before, After, Between

First find 34 on the chart.

Look to the left of
34 to find the number
that comes before it.

33

comes **before** 34.

Look to the right of
34 to find the number
that comes after it.

35

comes **after** 34.

34

comes **between** 33 and 35.

1	2	3	4	5	6	7	8	9	10
11	12	13	14	15	16	17	18	19	20
21	22	23	24	25	26	27	28	29	30
31	32	33	34	35	36	37	38	39	40
41	42	43	44	45	46	47	48	49	50

Write the number that comes before.

1. 23, 24 _____, 47 _____, 19

Write the number that comes after.

2. 32, 33 41, _____ 27, _____

Write the number that comes between.

3. 22, _____, 24 45, _____, 47 32, _____, 34

Reasoning

Write the number that answers the riddle.

4. I am a number between 10 and 20.
You say my name when you count by 5s.

What number am I? _____

Name _____

Practice

13-5

Before, After, Between

Write the number that is one before.

1. _____, 27 _____, 51 _____, 62

2. _____, 76 _____, 45 _____, 34

Write the number that is one after.

3. 41, _____ 30, _____ 59, _____

4. 85, _____ 28, _____ 63, _____

Write the number that is between.

5. 21, _____, 23 59, _____, 61 87, _____, 89

6. 45, _____, 47 74, _____, 76 93, _____, 95

Number Sense

7. The number on Fido's dog tag is 1 after 49.


Which is the number on Fido's dog tag?

☐ 40

☐ 49

☐ 48

☐ 50



名字: _____

教室: _____

ài 爱 爱 爱 爱 爱	chī 吃 吃 吃 吃 吃	è 饿 饿 饿 饿 饿	nà 那 那 那 那 那	shuí 谁 谁 谁 谁 谁

like;
love

eat

hungry

that

who

Lesson 12

名字: _____

教室: _____

<p>è 饿</p> <p>饿 饿 饿 饿 饿</p>	<p>shén 什</p> <p>什 什 什 什 什</p>	<p>me 么</p> <p>么 么 么 么 么</p>	<p>kě 渴</p> <p>渴 渴 渴 渴 渴</p>	<p>fàn 饭</p> <p>饭 饭 饭 饭 饭</p>

hungry

what

thirsty

rice

Lesson 12

名字: _____

教室: _____

<p>è 饿</p> <p>饿 饿 饿 饿 饿 饿 饿 饿</p>	<p>shén 什</p> <p>什 什 什 什 什 什 什 什</p>	<p>me 么</p> <p>么 么 么 么 么 么 么 么</p>	<p>kě 渴</p> <p>渴 渴 渴 渴 渴 渴 渴 渴</p>	<p>fàn 饭</p> <p>饭 饭 饭 饭 饭 饭 饭 饭</p>

hungry

what

thirsty

rice

her

bird

far

fern

dirt

burn

funny

penny

fall

through

third

germ

u